



Wright Technologies Inc.

Broadband Frequency Operation

TECHNICAL DATA SHEET

RoHS COMPLIANT

ASG-18B4024
Serial # 0020

FEATURES

- * 100MHz - 18GHz Frequency Operation
- * P-1dB: +24 dBm minimum
- * Small Signal Gain: 40 dB minimum
- * Gain Flatness: +/- 1.75 dB full band
- * High Output IP3: 34 dBm typ.
- * Noise Figure: 4.5 dB maximum
- * 50 Ohm Input and Output Matched
- * -20 to +55 °C Operating Temperature
- * Unconditionally Stable
- * Single DC Bias Supply
- * Built-in DC Voltage regulation
- * Small Size and Weight, Yet Robust

APPLICATIONS

Laboratory Applications
R&D Lab Use
Radar Systems
Electronic Warfare
Telecom Infrastructure

Test Instrumentation
Military and Space
Communications Systems
Satellite Communications
Wireless Communications

Microwave Radio Systems
Power Amplifier
General Purpose Amplifier
RF Front Ends
Fiber Optic Interface

Freq. In GHz	Gain dB	P-1 dBm	Input VSWR	Output VSWR	Noise dB
0.100	43.2	26.9	2.05	1.40	3.4
4.575	42.6	26.1	1.10	1.04	2.4
9.050	42.5	25.8	1.19	1.26	2.3
13.525	42.7	25.9	1.30	1.06	2.9
18.000	42.9	24.9	1.69	1.33	3.6
Min.	42.1	24.9	---	---	---
Max.	43.8	---	2.05	1.69	4.5
Spec.	40.0 - 48.0	24.0 Min	2.20 Max	2.20 Max	4.5 Max

$$\text{Bias @ +12.0 V, IT} = \frac{875}{900} \text{ mA} \text{ mA TYP}$$

All Measurements Taken at 25°C Ambient Room

Wright Technologies Inc.
1352 Blue Oaks Blvd Suite 140
Roseville, CA 95678

Contact Us

Phone: (916) 773-4424
Fax: (916) 760-2770
E-mail: sales@wrighttec.com



Wright Technologies Inc.

Broadband Frequency Operation

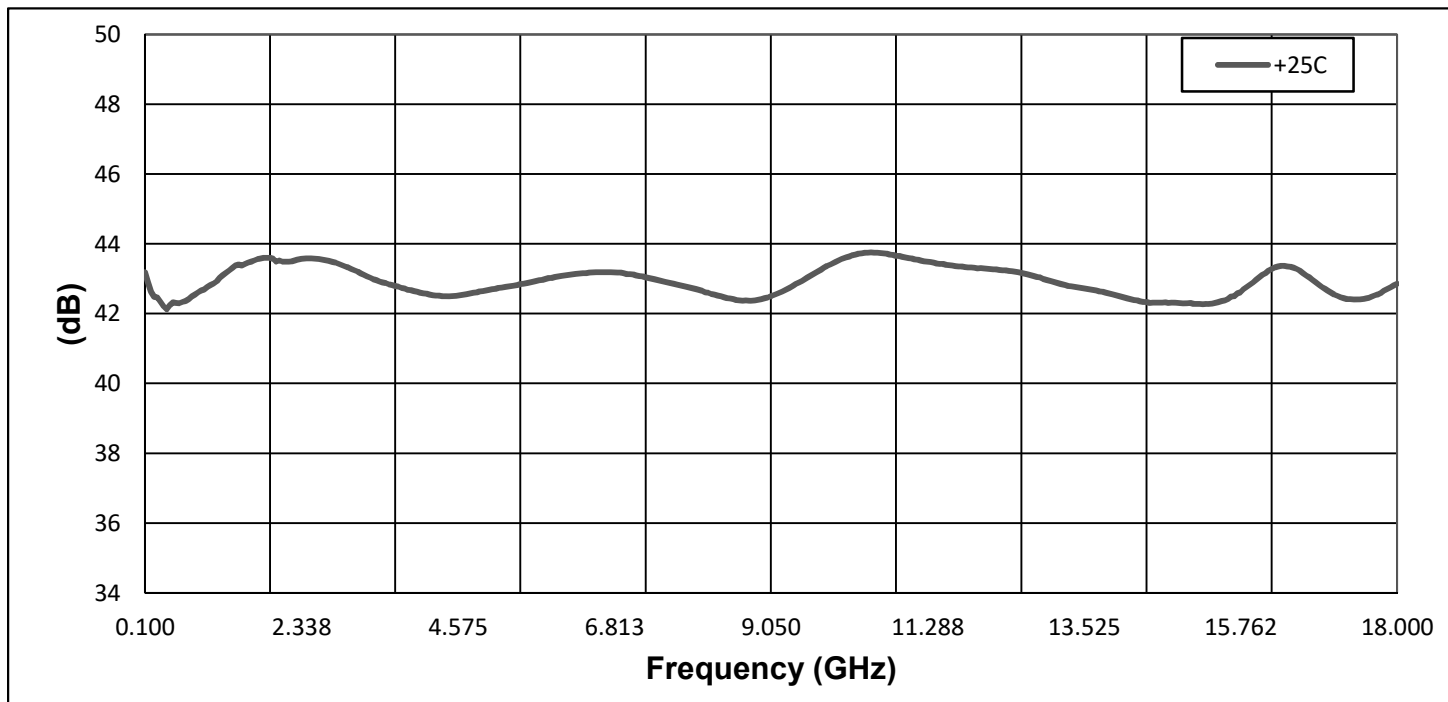
DATA PLOTS

RoHS COMPLIANT

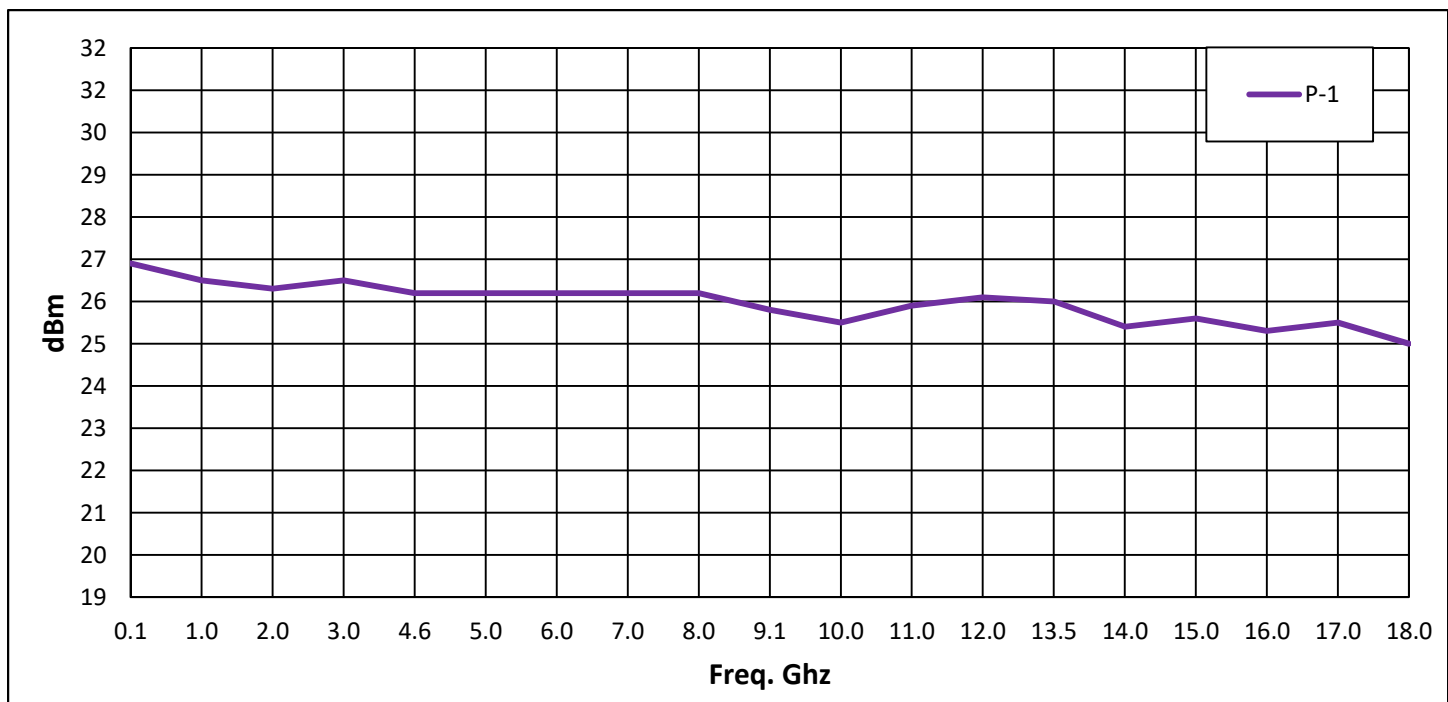
ASG-18B4024

Serial # 0020

Gain



Power dBm





Wright Technologies Inc.

Broadband Frequency Operation

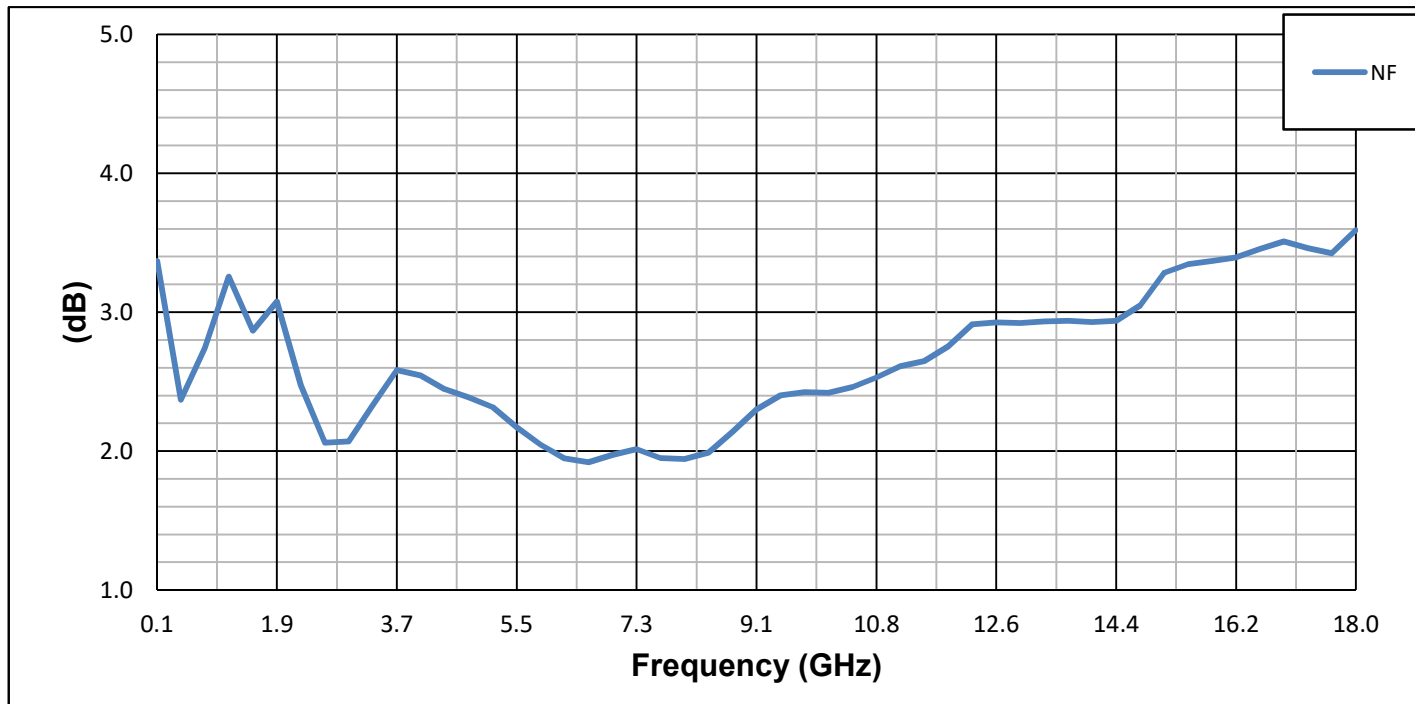
DATA PLOTS

RoHS COMPLIANT

ASG-18B4024

Serial # 0020

Noise



Return Loss

