



Wright Technologies Inc.

Broadband Frequency Operation

TECHNICAL DATA SHEET

RoHS COMPLIANT

ASP-183033

Serial # 0023

FEATURES

- * 6.0 - 18.0 Ghz Frequency Operation
- * P-1dB: +33.0 dB minimum
- * Small Signal Gain: 30.0 - 40.0 dB
- * Gain Flatness: +/- 2.0 dB full band
- * High Output IP3: 42.0 dBm typ.
- * Noise Figure: 7.5 dB maximum

- * 50 Ohm Input and Output Matched
- * -20 to +50 °C Operating Temperature
- * Unconditionally Stable
- * Single DC Bias Supply
- * Built-in DC Voltage regulation
- * Small Size and Weight, Yet Robust

APPLICATIONS

Laboratory Applications
R&D Lab Use
Radar Systems
Electronic Warfare
Telecom Infrastructure

Test Instrumentation
Military and Space
Communications Systems
Satellite Communications
Wireless Communications

Microwave Radio Systems
Power Amplifier
General Purpose Amplifier
RF Front Ends
Fiber Optic Interface

| Freq. In GHz | Gain dB | P-1 dBm | Input VSWR | Output VSWR | Noise dB |
|-----------------|-------------|------------|---------------|----------------|-------------|
| 6.0 | 38.0 | 34.1 | 2.03 | 1.13 | 4.2 |
| 9.0 | 38.7 | 35.2 | 1.72 | 1.18 | 4.4 |
| 12.0 | 36.0 | 35.3 | 1.50 | 1.50 | 4.3 |
| 15.0 | 36.5 | 35.4 | 1.72 | 1.13 | 4.5 |
| 18.0 | 36.3 | 33.4 | 1.08 | 1.18 | 4.6 |
| | | | | | |
| | | | | | |
| Min | 35.7 | 33.4 | --- | --- | --- |
| Max | 39.0 | --- | 2.09 | 1.51 | 4.7 |
| Spec | 30.0 - 40.0 | 33.0 Min | 2.20 Max | 2.20 Max | 7.5 Max |

$$\text{Bias @ +15.0 V, IT} = \frac{2860}{2800} \text{ mA} \text{ mA TYP}$$

All Measurements Taken at 25°C Ambient Room

Wright Technologies Inc.
1352 Blue Oaks Blvd Suite 140
Roseville, CA 95678

Contact Us

Phone: (916) 773-4424
Fax: (916) 760-2770
E-mail: sales@wrighttec.com



Wright Technologies Inc.

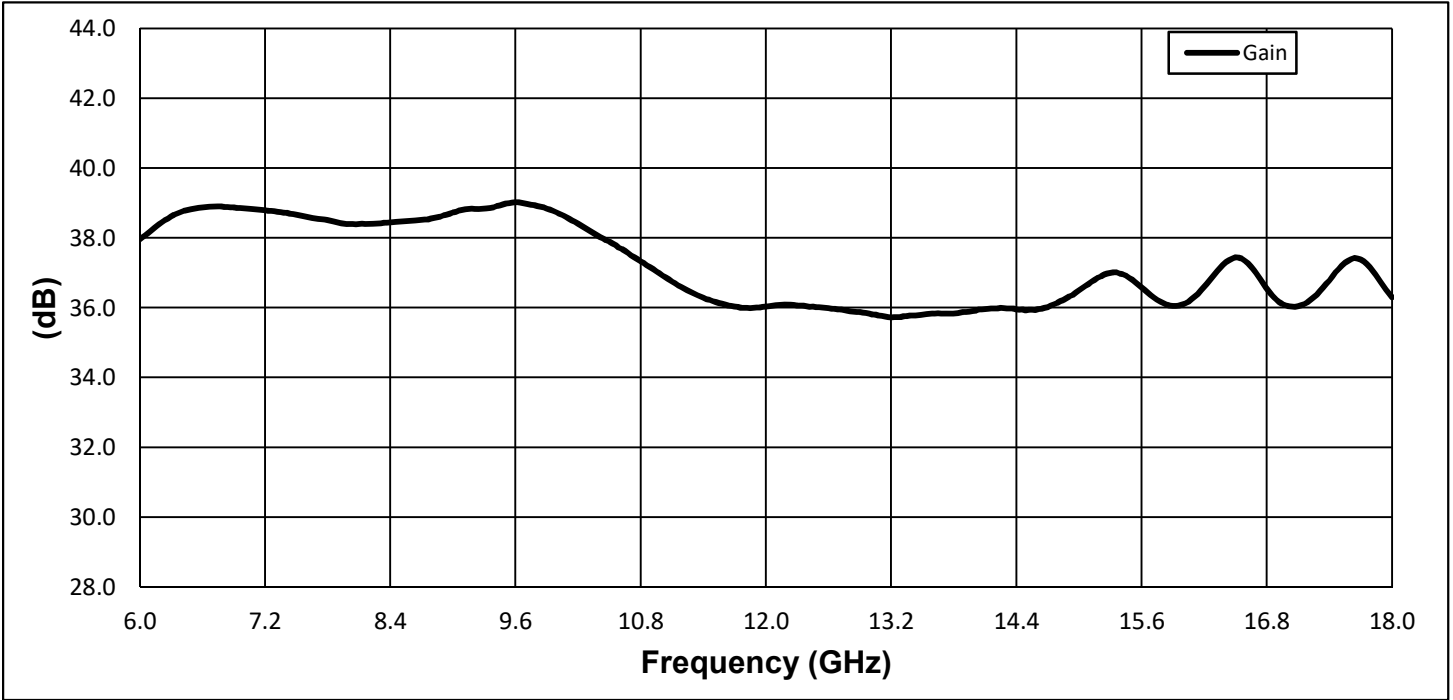
Broadband Frequency Operation

DATA PLOTS

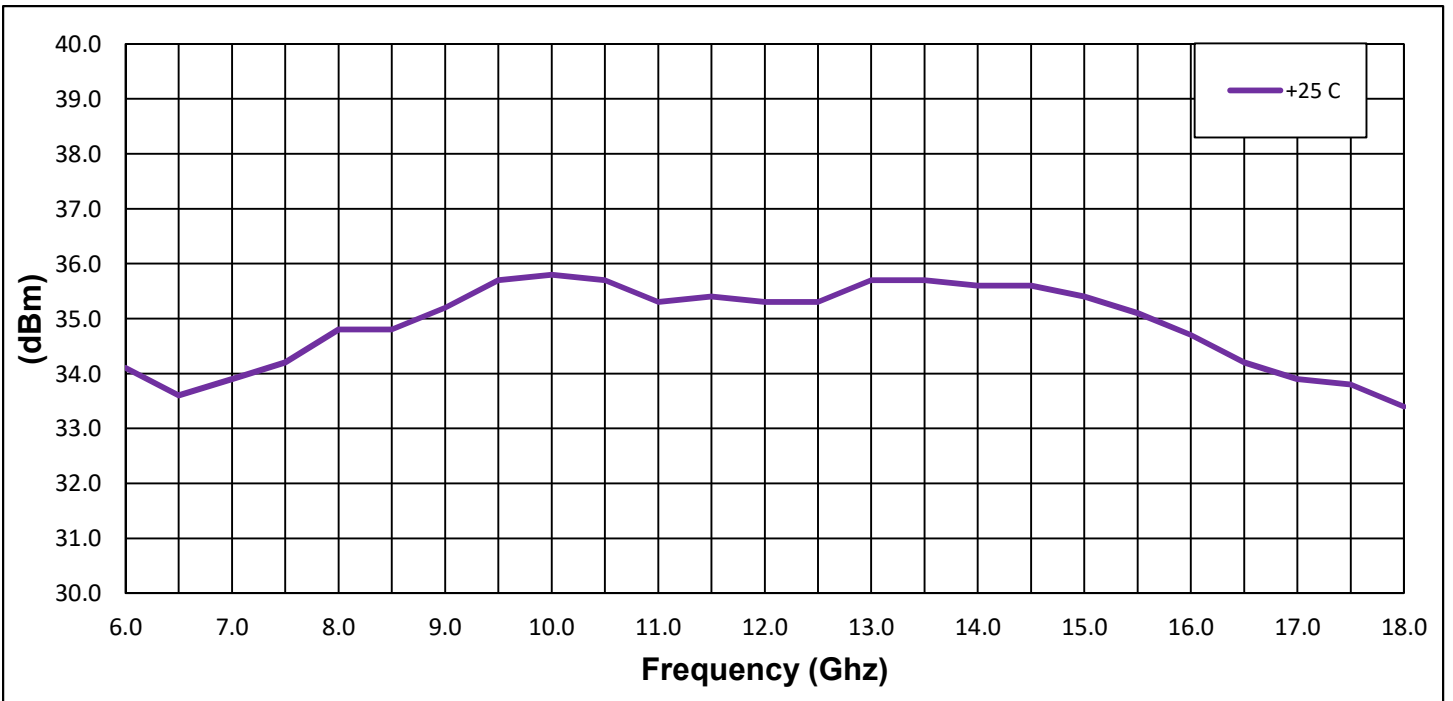
RoHS COMPLIANT

ASP-183033
Serial # 0023

Gain



Power





Wright Technologies Inc.

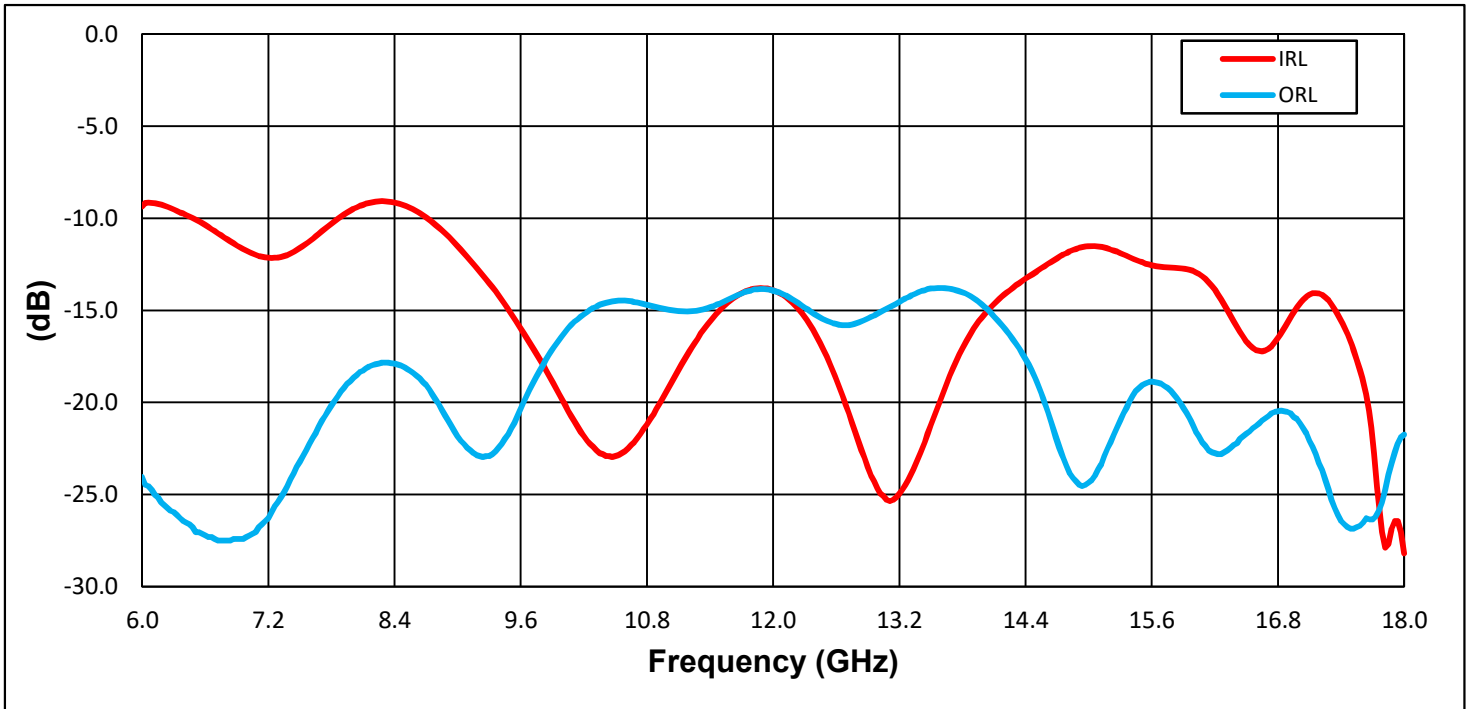
Broadband Frequency Operation

DATA PLOTS

RoHS COMPLIANT

ASP-183033
Serial # 0023

Return Loss



Noise

