



Wright Technologies Inc.

Broadband Frequency Operation

TECHNICAL DATA SHEET

RoHS COMPLIANT

ASL18B-3515

Serial # 0006

FEATURES

- * 1-18 Ghz Frequency Operation
- * P-1dB: +15 dBm minimum
- * Small Signal Gain: 35-45 dB min. / max.
- * Gain Flatness: +/- 1.75 dB full band
- * High Output IP3: 25 dBm typ.
- * Noise Figure: 3.0 dB maximum
- * 50 Ohm Input and Output Matched
- * -20 to +75 °C Operating Temperature
- * Unconditionally Stable
- * Single DC Bias Supply
- * Built-in DC Voltage regulation
- * Small Size and Weight, Yet Robust

APPLICATIONS

Laboratory Applications
R&D Lab Use
Radar Systems
Electronic Warfare
Telecom Infrastructure

Test Instrumentation
Military and Space
Communications Systems
Satellite Communications
Wireless Communications

Microwave Radio Systems
Power Amplifier
General Purpose Amplifier
RF Front Ends
Fiber Optic Interface

| Freq. In GHz | Gain dB | P-1 dBm | Input VSWR | Output VSWR | Noise dB |
|-----------------|------------|------------|---------------|----------------|-------------|
| 1.0 | 36.0 | 16.6 | 1.97 | 1.29 | 2.2 |
| 5.25 | 36.6 | 16.2 | 1.95 | 1.15 | 2.1 |
| 9.5 | 36.0 | 16.6 | 2.13 | 1.31 | 2.3 |
| 13.75 | 35.6 | 16.1 | 1.94 | 1.10 | 2.6 |
| 18.0 | 36.5 | 15.4 | 2.46 | 1.44 | 2.8 |
| | | | | | |
| | | | | | |
| Min. | 35.1 | 15.4 | --- | --- | --- |
| Max. | 37.3 | --- | 2.49 | 1.47 | 2.8 |
| Spec. | 35.0-45.0 | 15.0 Min | 2.20 Typ | 2.20 Max | 3.0 Max |

$$\text{Bias @ +12.0 V, } I_T = \frac{200}{250} \text{ mA} = \text{mA TYP}$$

All Measurements Taken at 25°C Ambient Room

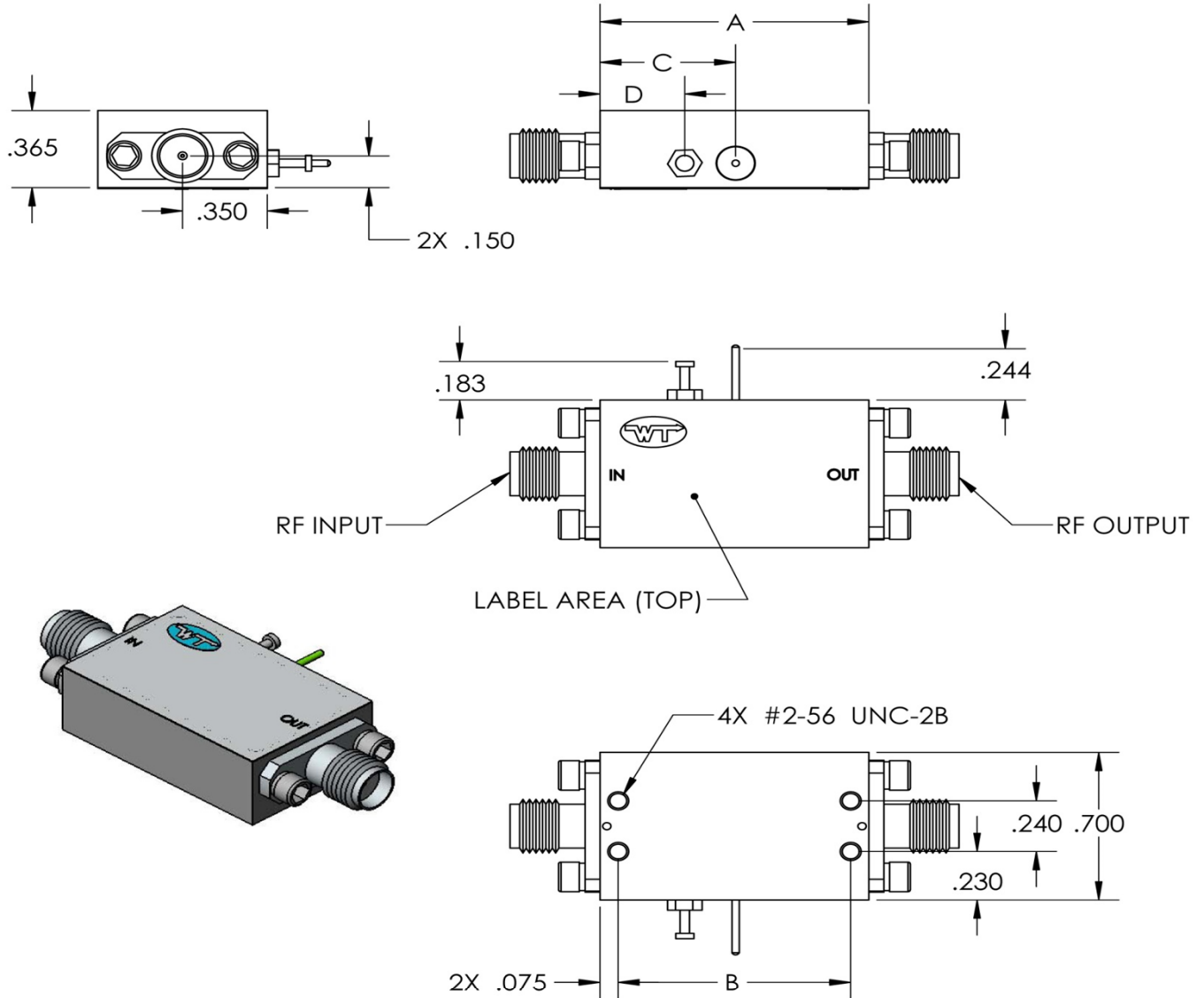
Wright Technologies Inc.
1352 Blue Oaks Blvd Suite 140
Roseville, CA 95678

Contact Us

Phone: (916) 773-4424
Fax: (916) 760-2770
E-mail: sales@wrighttec.com

ASL18B-3515

4KK SERIES CASE



COAX CONNECTOR OPTIONS:
 SMA, 2.9mm, 2.4mm

WAVEGUIDE OPTION AVAILABLE
 UPON CUSTOMER REQUEST

- APPLICATION NOTES:
 UNLESS OTHERWISE SPECIFIED
 1) ALL DIMENSION TOLERANCES
 $\pm .010$ AFTER PLATING
 2) RF CONNECTORS ARE K FEMALE
 3) INTERPRET DRAWING PER ASME
 Y14.5M-1994

| TYPE | A | B | C | D |
|------|-------|-------|-------|-------|
| 3 | .910 | .760 | .560 | .350 |
| 4 | 1.110 | .960 | .560 | .350 |
| 6 | 1.510 | 1.360 | .960 | .750 |
| 8 | 1.910 | 1.760 | 1.360 | 1.150 |

Wright Technologies Inc.

TITLE

WT KK, VV SERIES



Wright Technologies Inc.

Broadband Frequency Operation

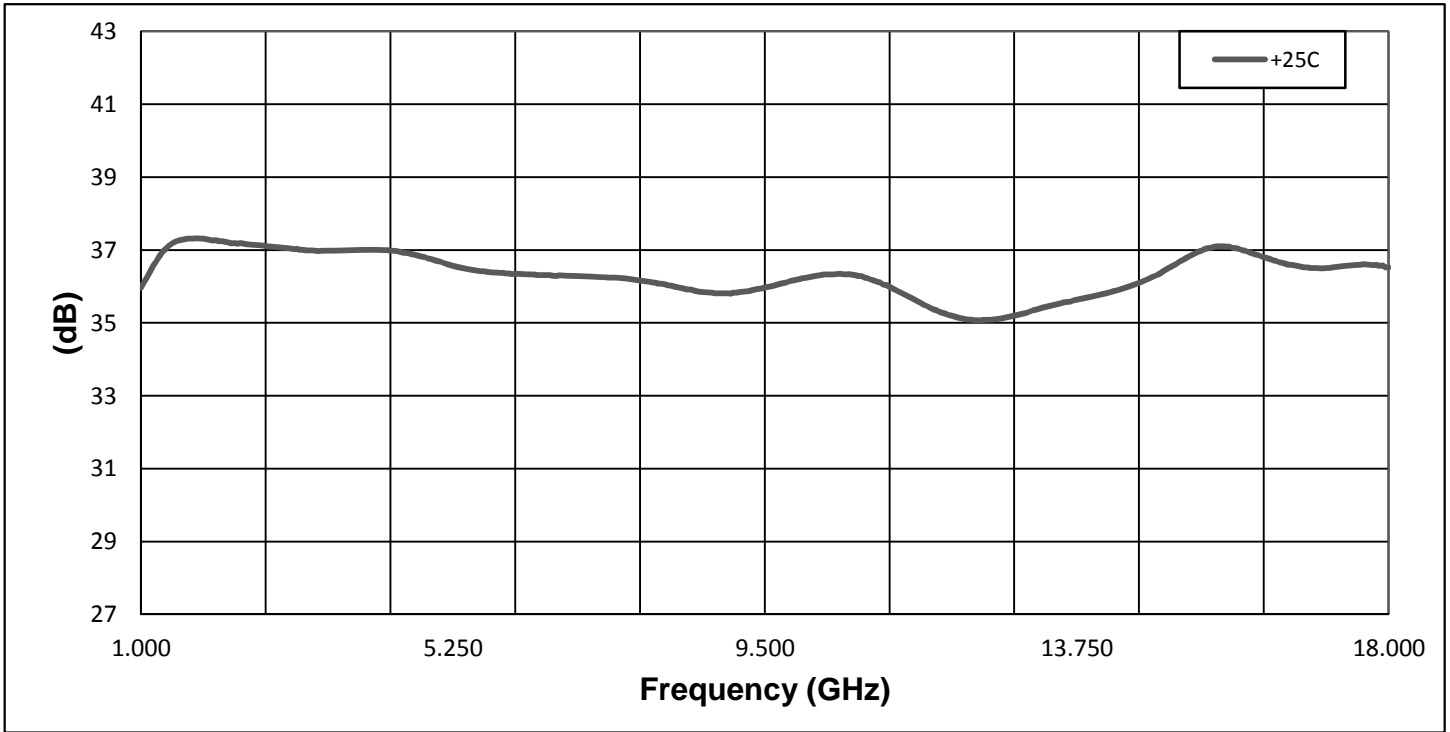
DATA PLOTS

RoHS COMPLIANT

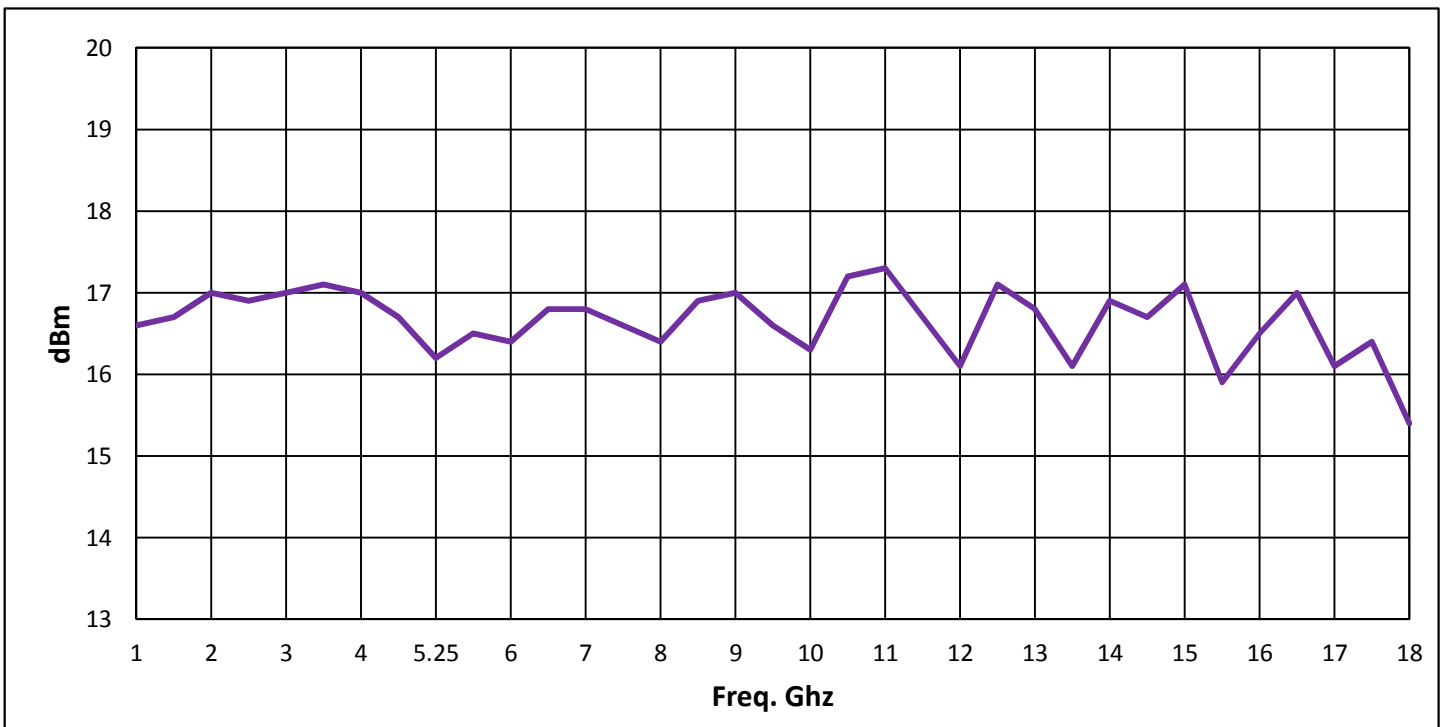
ASL18B-3515

Serial # 0006

Gain



Power dBm (P-1dB)





Wright Technologies Inc.

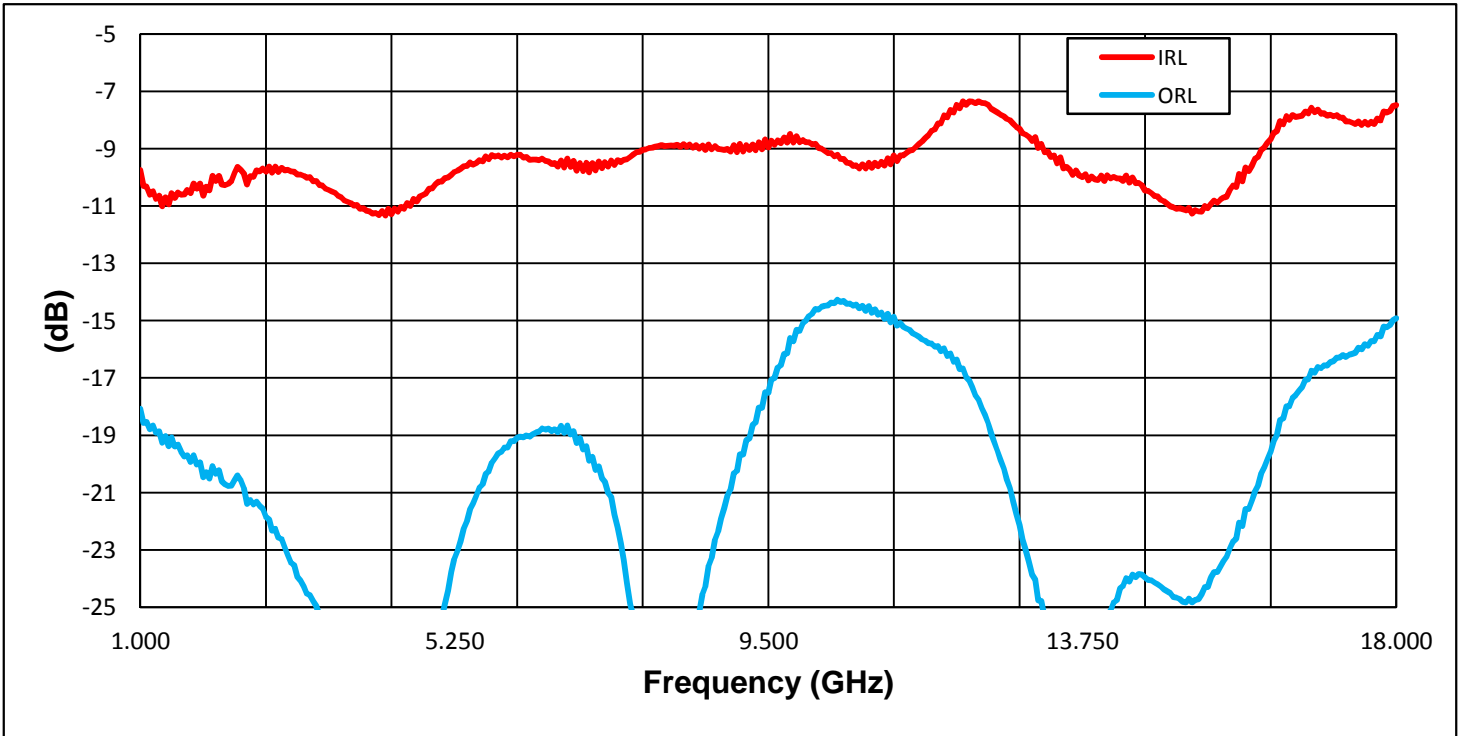
Broadband Frequency Operation

DATA PLOTS

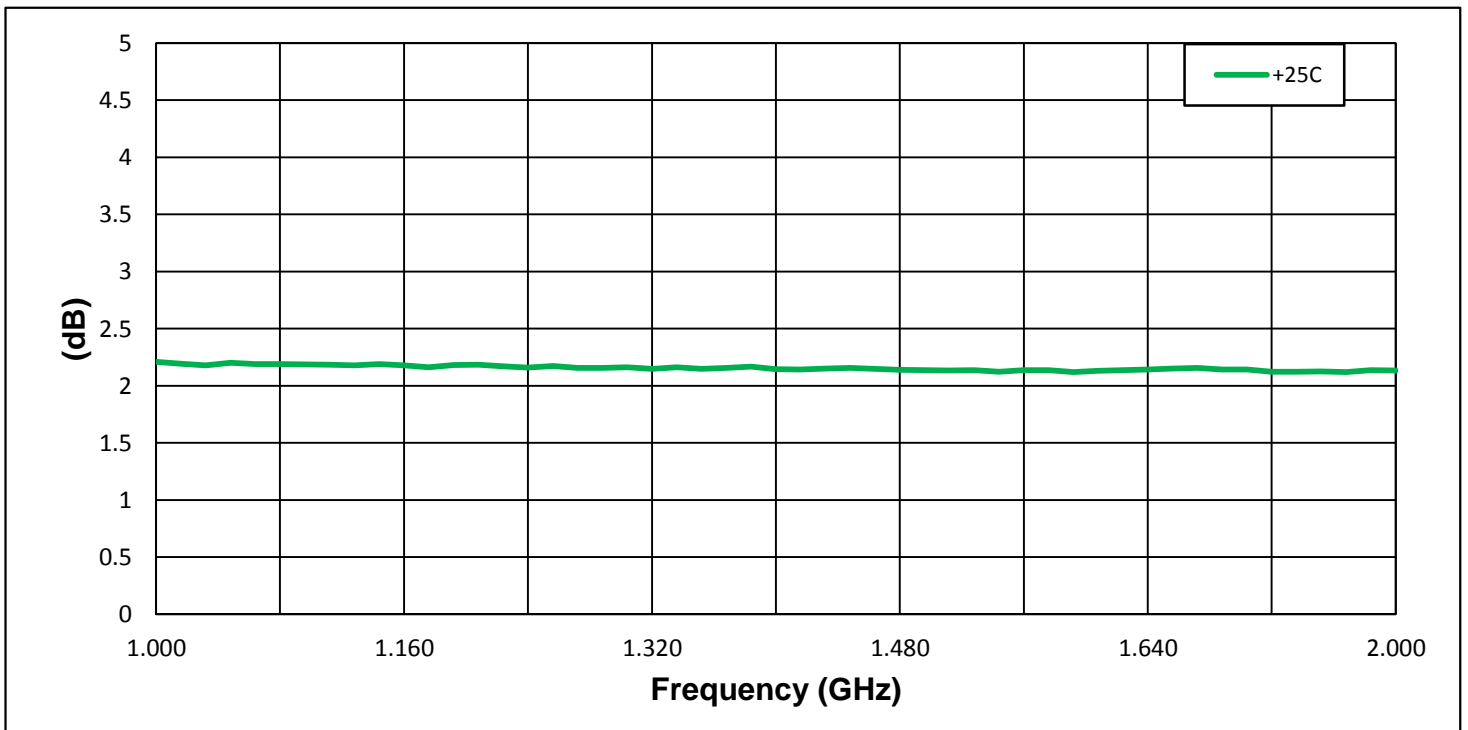
RoHS COMPLIANT

ASL18B-3515
Serial # 0006

Return Loss



Noise (1-2 GHz)





Wright Technologies Inc.

Broadband Frequency Operation

DATA PLOTS

RoHS COMPLIANT

ASL18B-3515
Serial # 0006

Graph if needed

