



# Wright Technologies Inc.

## Broadband Frequency Operation

### TECHNICAL DATA SHEET

### RoHS COMPLIANT

### ASG-18B3024

Serial # 0013

#### FEATURES

- \* 100 MHz - 18 GHz Frequency Operation
- \* P-1dB: +24 dBm minimum
- \* Small Signal Gain: 30-40 dB minimum
- \* Gain Flatness: +/- 1.75 dB full band
- \* High Output IP3: 33 dBm typ.
- \* Noise Figure: 4.5 dB maximum
- \* 50 Ohm Input and Output Matched
- \* -20 to +75 °C Operating Temperature
- \* Unconditionally Stable
- \* Single DC Bias Supply
- \* Built-in DC Voltage regulation
- \* Small Size and Weight, Yet Robust

#### APPLICATIONS

Laboratory Applications  
R&D Lab Use  
Radar Systems  
Electronic Warfare  
Telecom Infrastructure

Test Instrumentation  
Military and Space  
Communications Systems  
Satellite Communications  
Wireless Communications

Microwave Radio Systems  
Power Amplifier  
General Purpose Amplifier  
RF Front Ends  
Fiber Optic Interface

Freq. In GHz	Gain dB	P-1 dBm	Input VSWR	Output VSWR	Noise dB
0.1	35.6	25.6	2.10	2.01	3.50
4.5	33.7	27.7	1.24	1.15	2.56
9.0	34.4	27.3	1.09	1.39	2.28
13.5	33.0	26.3	1.45	1.16	2.82
18.0	35.3	25.9	1.62	1.23	3.50
Min.	33.0	25.6	---	---	---
Max.	36.1	---	2.10	2.01	3.50
Spec.	30-40	24 MIN	2.20 Max	2.20 Max	4.50 Max

$$\text{Bias @ +12.0 V, } I_T = \frac{730}{720} \text{ mA} \text{ mA TYP}$$

All Measurements Taken at 25°C Ambient Room

Wright Technologies Inc.  
1352 Blue Oaks Blvd Suite 140  
Roseville, CA 95678

#### Contact Us

Phone: (916) 773-4424  
Fax: (916) 760-2770  
E-mail: [sales@wrighttec.com](mailto:sales@wrighttec.com)



# Wright Technologies Inc.

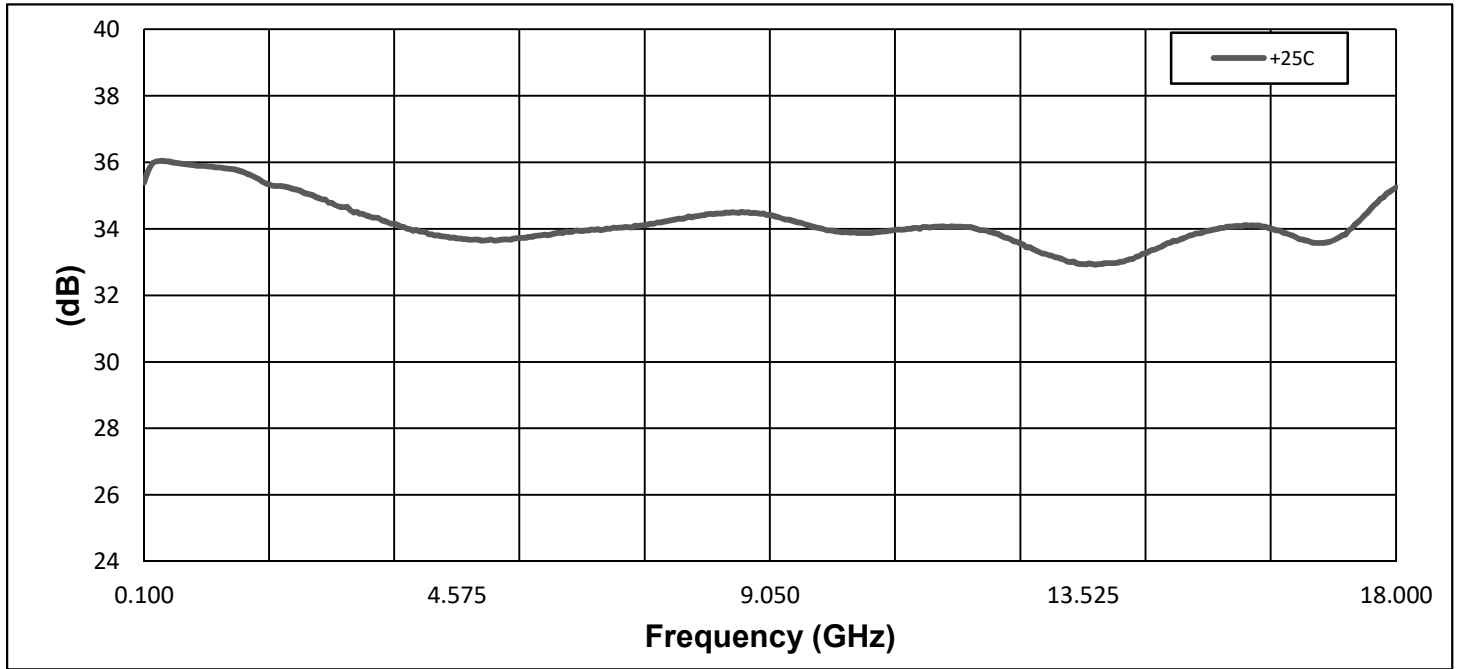
## Broadband Frequency Operation

DATA PLOTS

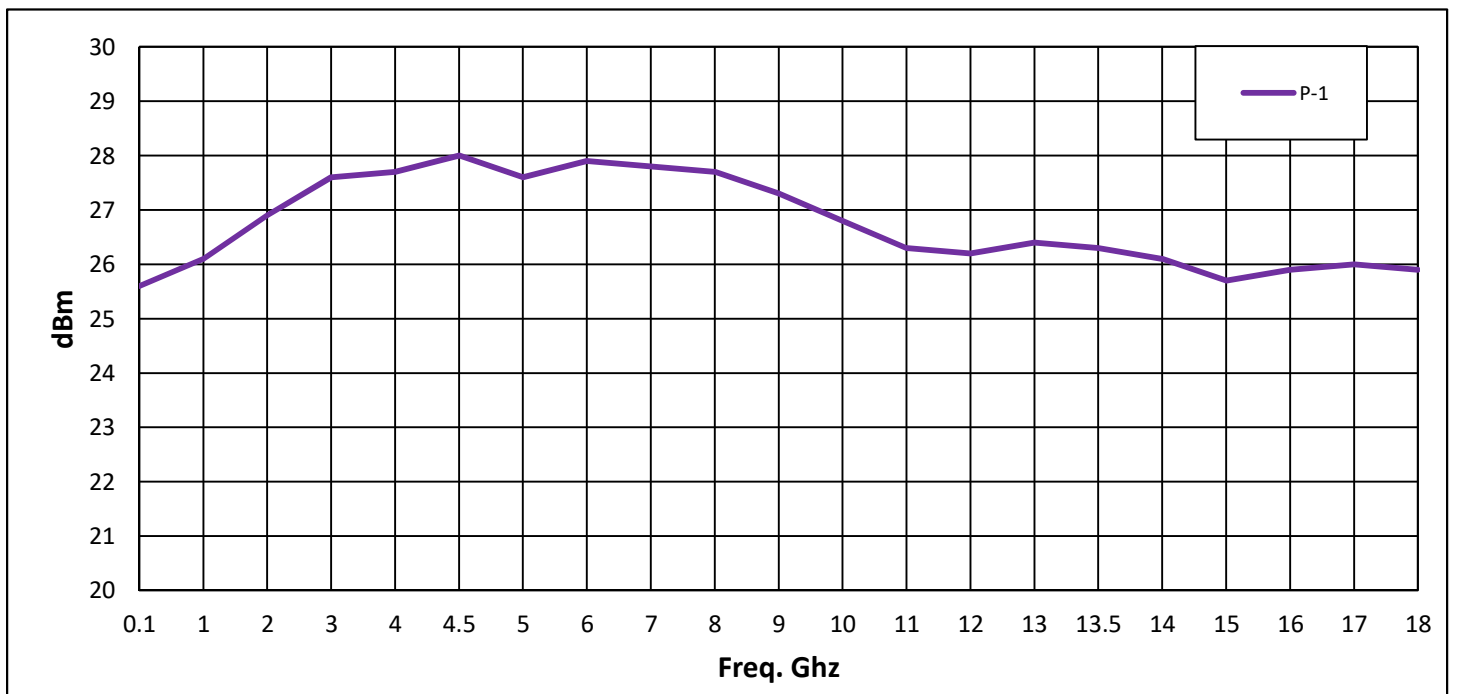
RoHS COMPLIANT

ASG-18B3024  
Serial # 0013

### Gain



### Power dBm





# Wright Technologies Inc.

Broadband Frequency Operation

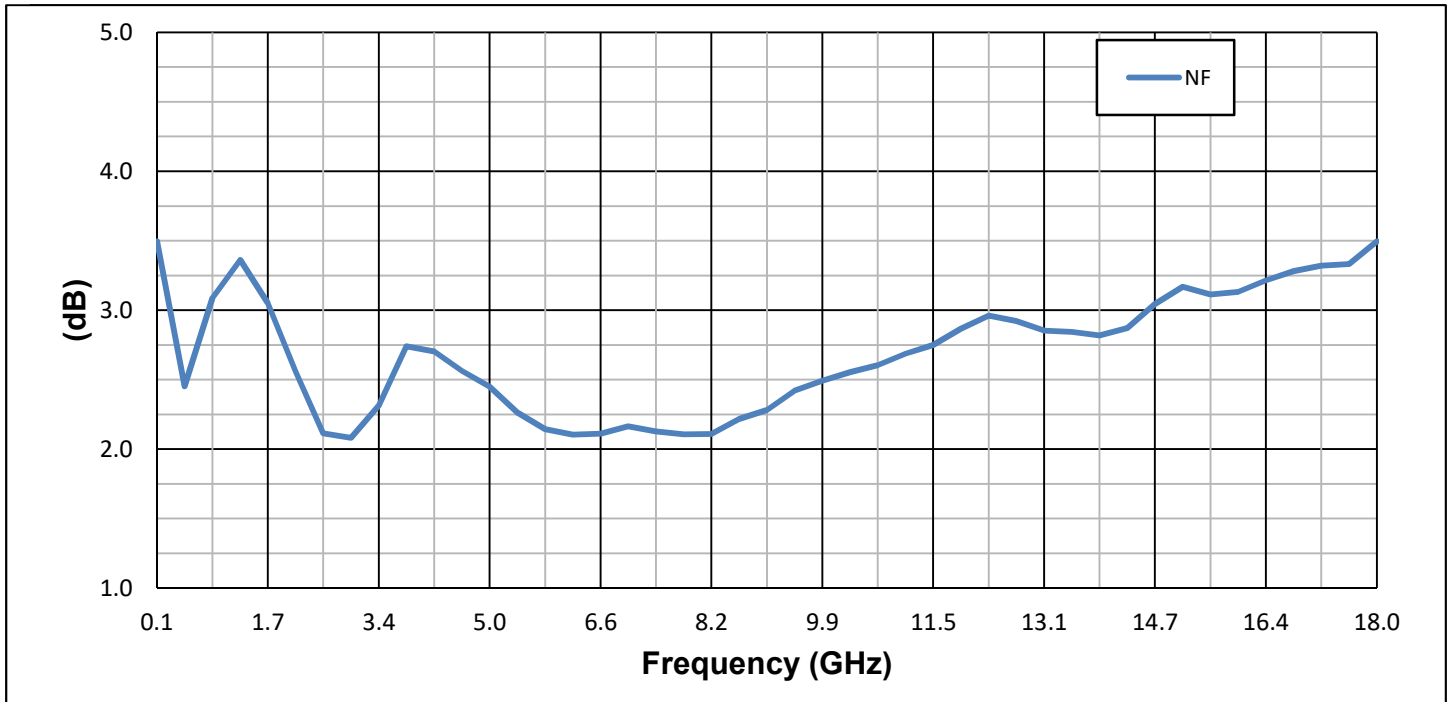
DATA PLOTS

RoHS COMPLIANT

ASG-18B3024

Serial # 0013

## Noise



## Return Loss

