



Wright Technologies Inc.

Broadband Frequency Operation

TECHNICAL DATA SHEET

RoHS COMPLIANT

ASL40B-3510
0004

FEATURES

- | | |
|---|--|
| <ul style="list-style-type: none"> * 1-40 Ghz Frequency Operation * P-1dB: +10 dBm minimum * Small Signal Gain: 35-45 dB minimum * Gain Flatness: +/- 3.25 dB full band * High Output IP3: 20 dBm typ. * Noise Figure: 6.5 dB maximum | <ul style="list-style-type: none"> * 50 Ohm Input and Output Matched * -40 to +85 °C Operating Temperature * Unconditionally Stable * Single DC Bias Supply * Built-in DC Voltage regulation * Small Size and Weight, Yet Robust |
|---|--|

APPLICATIONS

Laboratory Applications
 R&D Lab Use
 Radar Systems
 Electronic Warfare
 Telecom Infrastructure

Test Instrumentation
 Military and Space
 Communications Systems
 Satellite Communications
 Wireless Communications

Microwave Radio Systems
 Power Amplifier
 General Purpose Amplifier
 RF Front Ends
 Fiber Optic Interface

Freq. In GHz	Gain dB	P-1 dBm	Input VSWR	Output VSWR	Noise dB
1.00	42.9	21.8	1.05	1.07	5.8
10.75	39.9	20.0	1.36	1.71	3.9
20.50	40.7	18.0	1.45	1.23	4.3
30.25	41.1	14.2	1.71	1.33	5.1
40.00	41.4	12.2	1.33	1.23	6.1
Min.	39.5	10.7	---	---	---
Max.	44.0	---	2.20	1.87	6.3
Spec.	35-45	10 min	2.50 max	2.50 max	6.5 max

$$\text{Bias @ +12.0 V, IT} = \frac{360}{275} \text{ mA TYP}$$

All Measurements Taken at 25°C Ambient Room

Wright Technologies Inc.
 1352 Blue Oaks Blvd Suite 140
 Roseville, CA 95678

Contact Us
 Phone: (916) 773-4424
 Fax: (916) 760-2770
 E-mail: sales@wrighttec.com



Wright Technologies Inc.

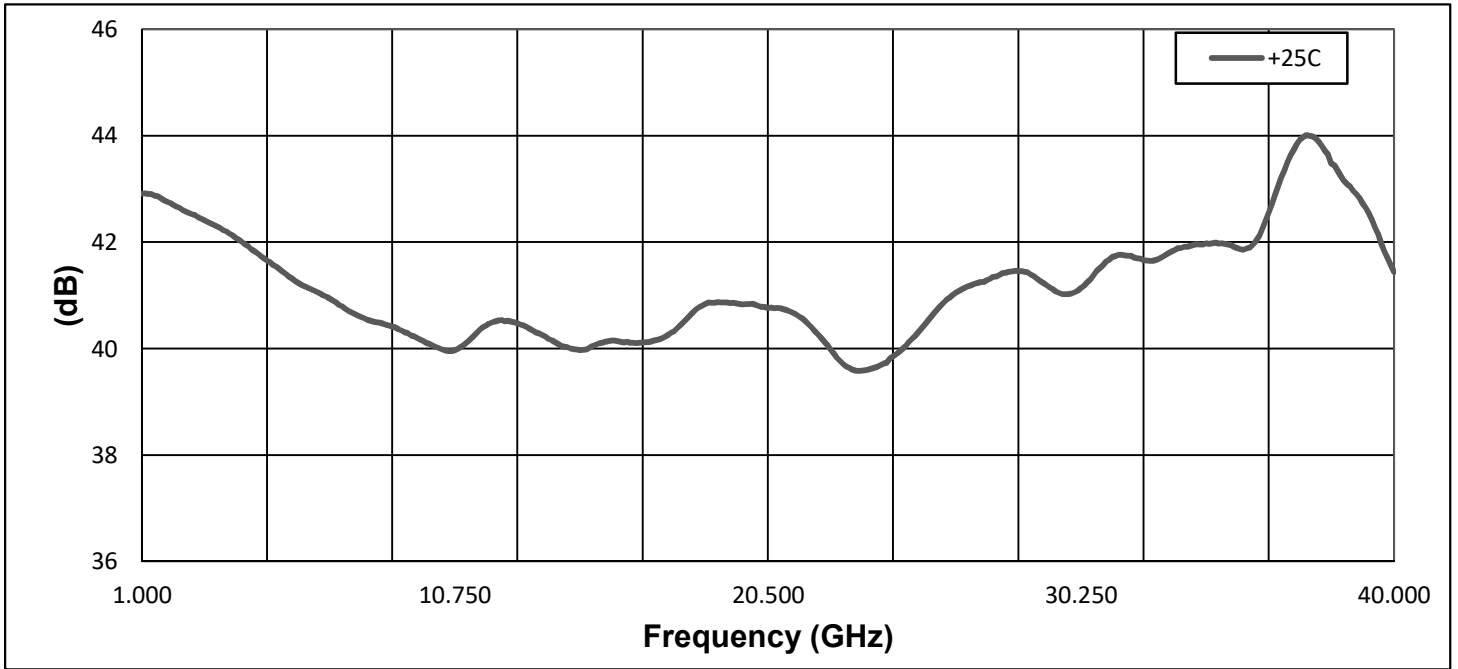
Broadband Frequency Operation

DATA PLOTS

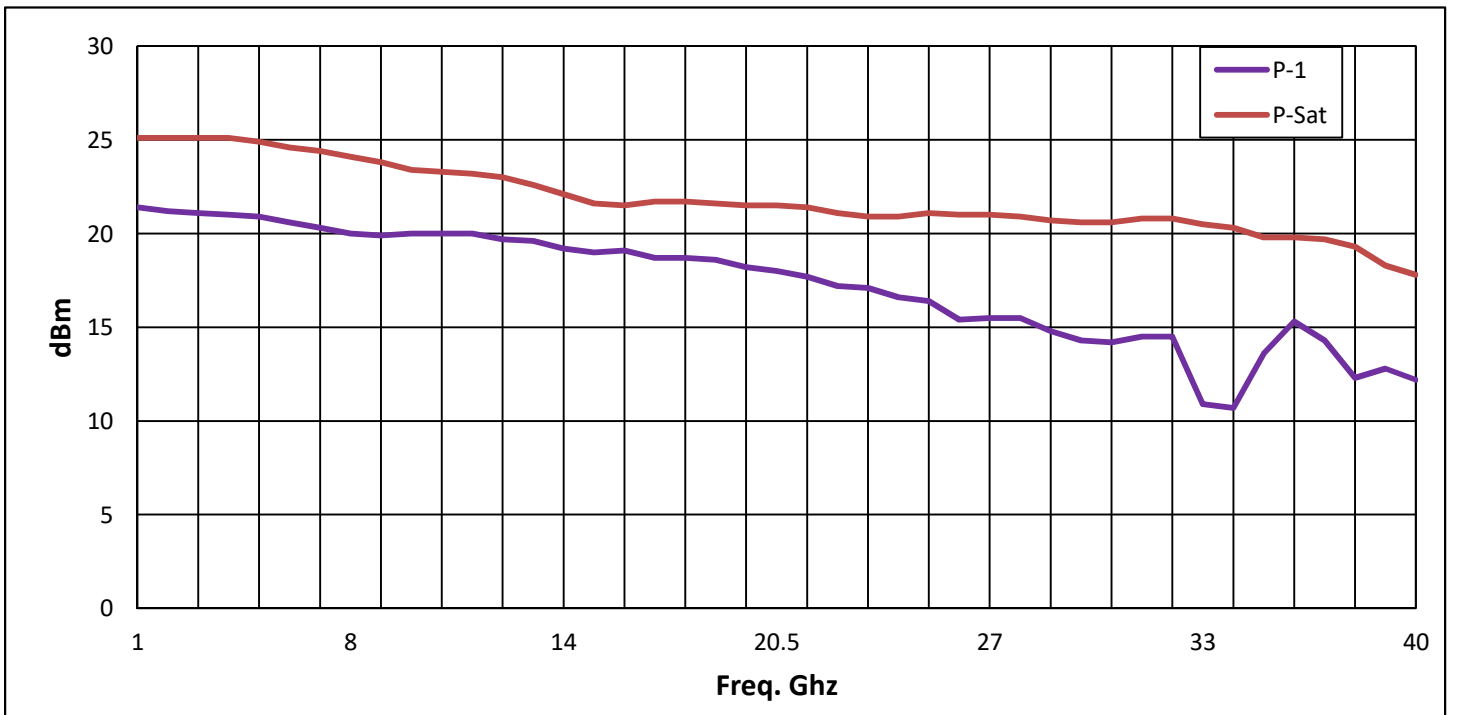
RoHS COMPLIANT

ASL40B-3510
0004

Gain



Power dBm





Wright Technologies Inc.

Broadband Frequency Operation

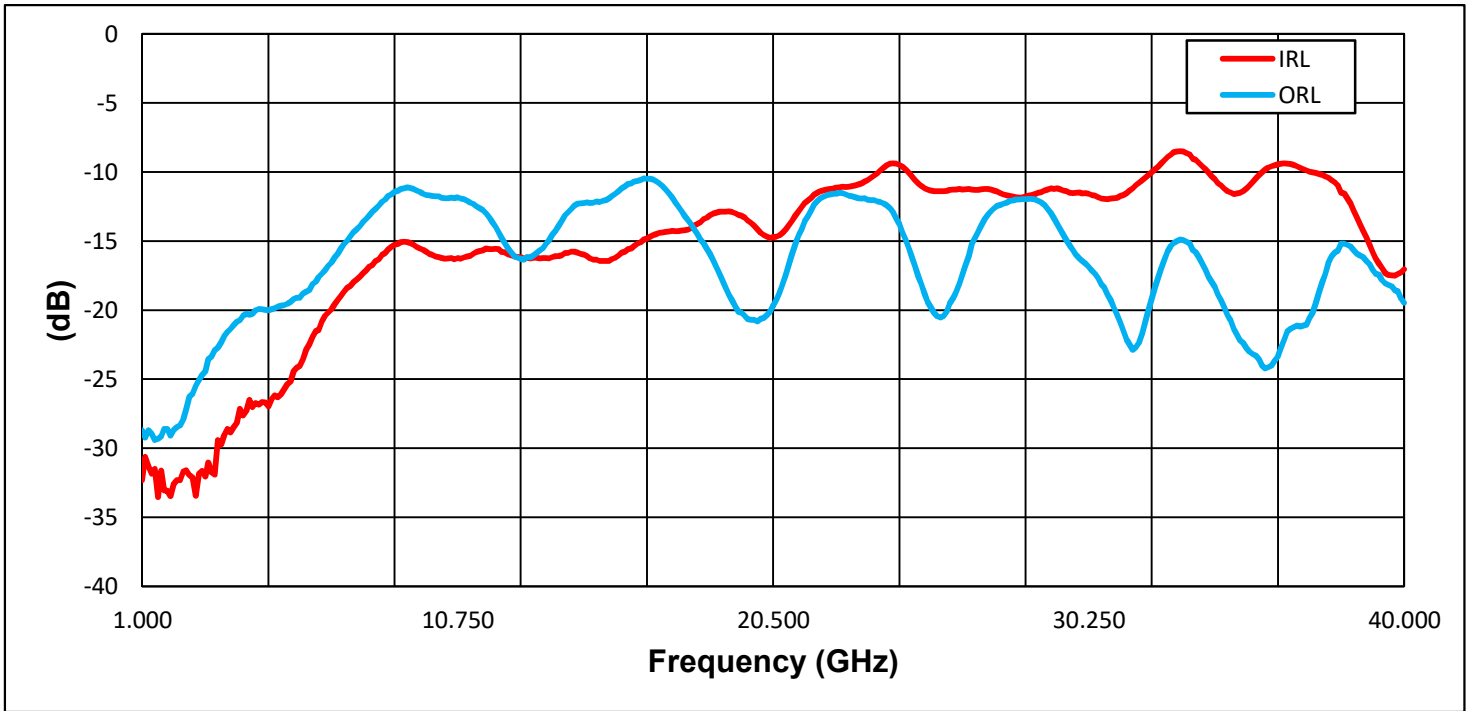
DATA PLOTS

RoHS COMPLIANT

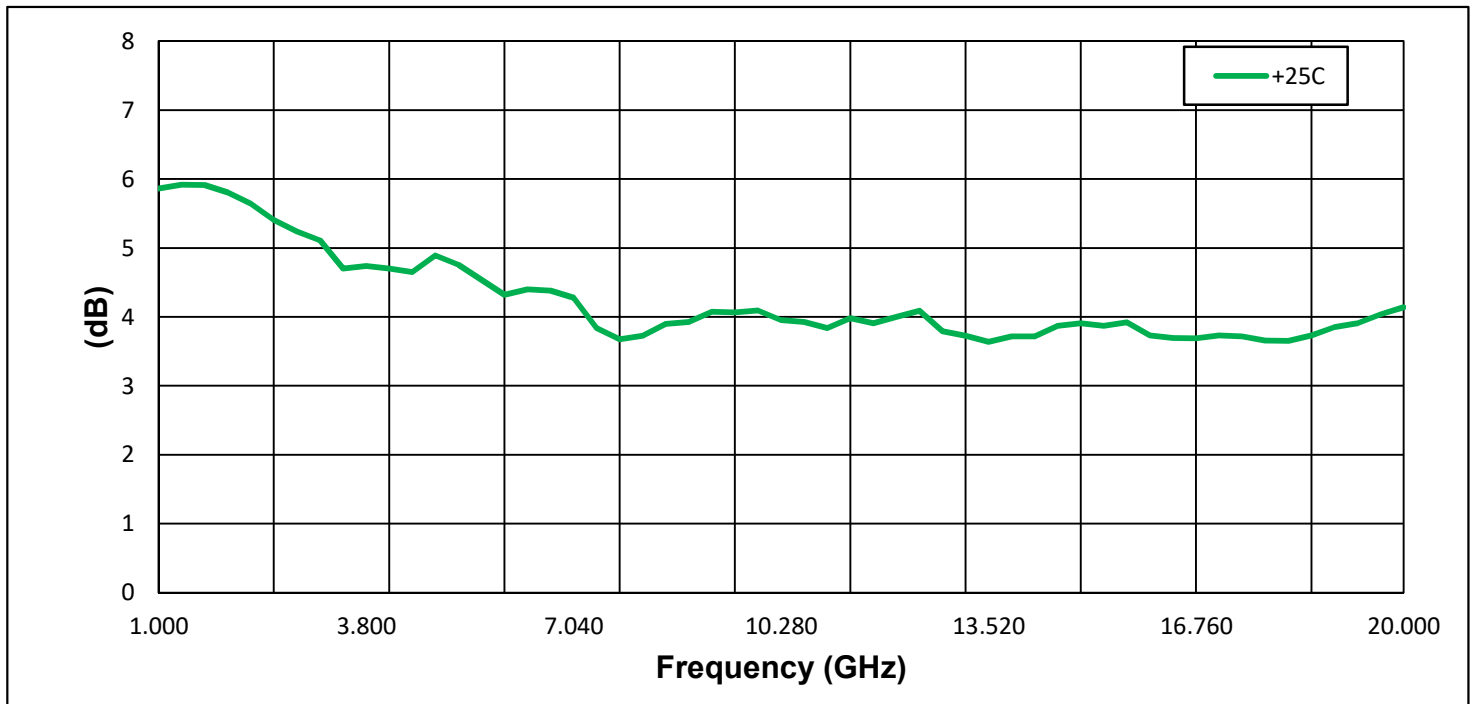
ASL40B-3510

Return Loss

0004



Noise (1-20 GHz)





Wright Technologies Inc.

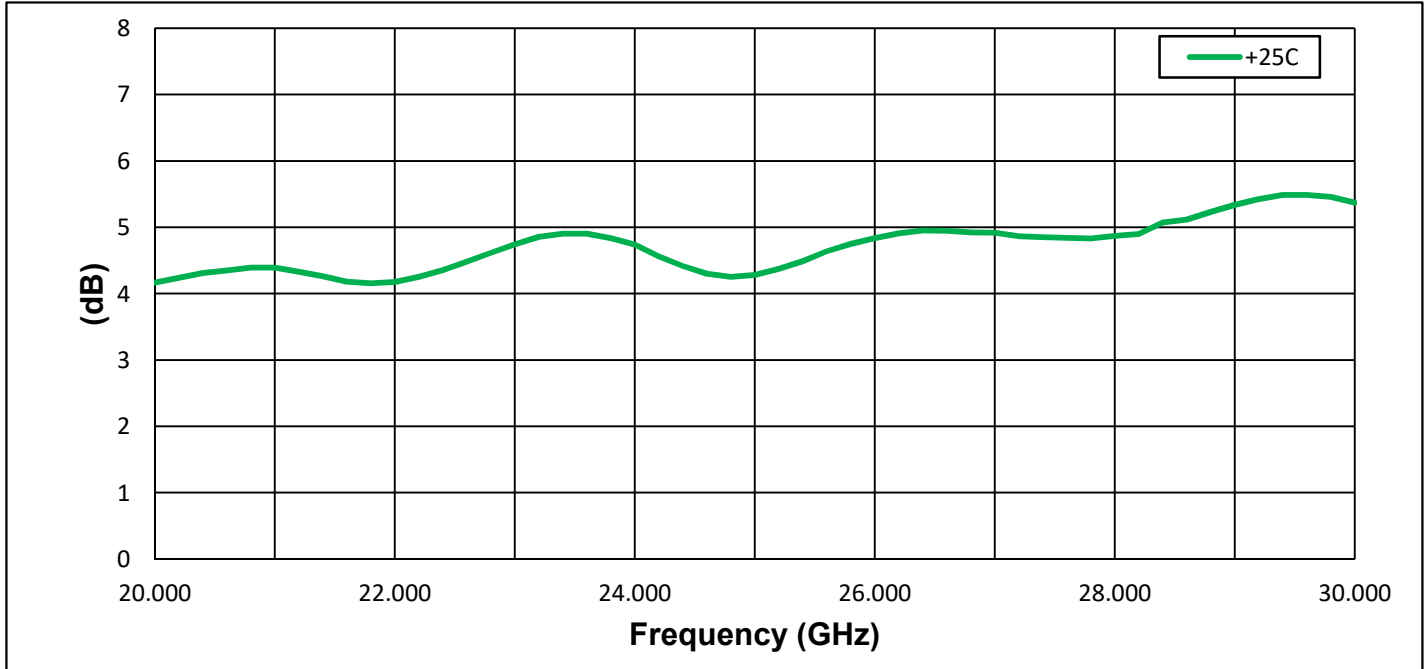
Broadband Frequency Operation

DATA PLOTS

RoHS COMPLIANT

ASL40B-3510
0004

Noise (20-30 GHz)



Noise (30-40 GHz)

