



Wright Technologies Inc.

Broadband Frequency Operation

PERFORMANCE DATA

RoHS COMPLIANT

ASL18-B3015
0012

FEATURES

- | | |
|---|--|
| <ul style="list-style-type: none"> * 2-18 GHz Frequency Operation * P-1dB: +15 dBm minimum * Small Signal Gain: 30-40 dB * Gain Flatness: +/- 1.75 dB full band * High Output IP3: 25 dBm typ. * Noise Figure: 3.0 dB maximum | <ul style="list-style-type: none"> * 50 Ohm Input and Output Matched * -10 to +75 °C Operating Temperature * Unconditionally Stable * Single DC Bias Supply * Built-in DC Voltage regulation * Small Size and Weight, Yet Robust |
|---|--|

APPLICATIONS

- | | | |
|---|---|---|
| <ul style="list-style-type: none"> Laboratory Applications R&D Lab Use Radar Systems Electronic Warfare Telecom Infrastructure | <ul style="list-style-type: none"> Test Instrumentation Military and Space Communications Systems Satellite Communications Wireless Communications | <ul style="list-style-type: none"> Microwave Radio Systems Power Amplifier General Purpose Amplifier RF Front Ends Fiber Optic Interface |
|---|---|---|

Freq. In GHz	Gain dB	P-1 dBm	Input VSWR	Output VSWR	Noise dB
2.0	35.9	17.2	1.85	1.14	2.4
6.0	36.4	17.0	1.54	1.04	2.3
10.0	36.0	17.8	1.47	1.45	2.4
14.0	36.0	17.0	1.24	1.16	2.5
18.0	36.3	16.8	1.82	1.25	2.7
Min.	35.7	16.5	---	---	---
Max.	36.6	---	1.87	1.46	2.7
Spec.	30.0-40.0	15.0 Min	2.20 Max	2.20 Max	3.0 Max

$$\text{Bias @ +12.0 V, } I_T = \frac{250}{250} \text{ mA}$$

250 mA TYP

All Measurements Taken at 25°C Ambient Room

Wright Technologies Inc.
1352 Blue Oaks Blvd Suite 140
Roseville, CA 95678

Contact Us

Phone: (916) 773-4424
Fax: (916) 760-2770
E-mail: sales@wrighttec.com



Wright Technologies Inc.

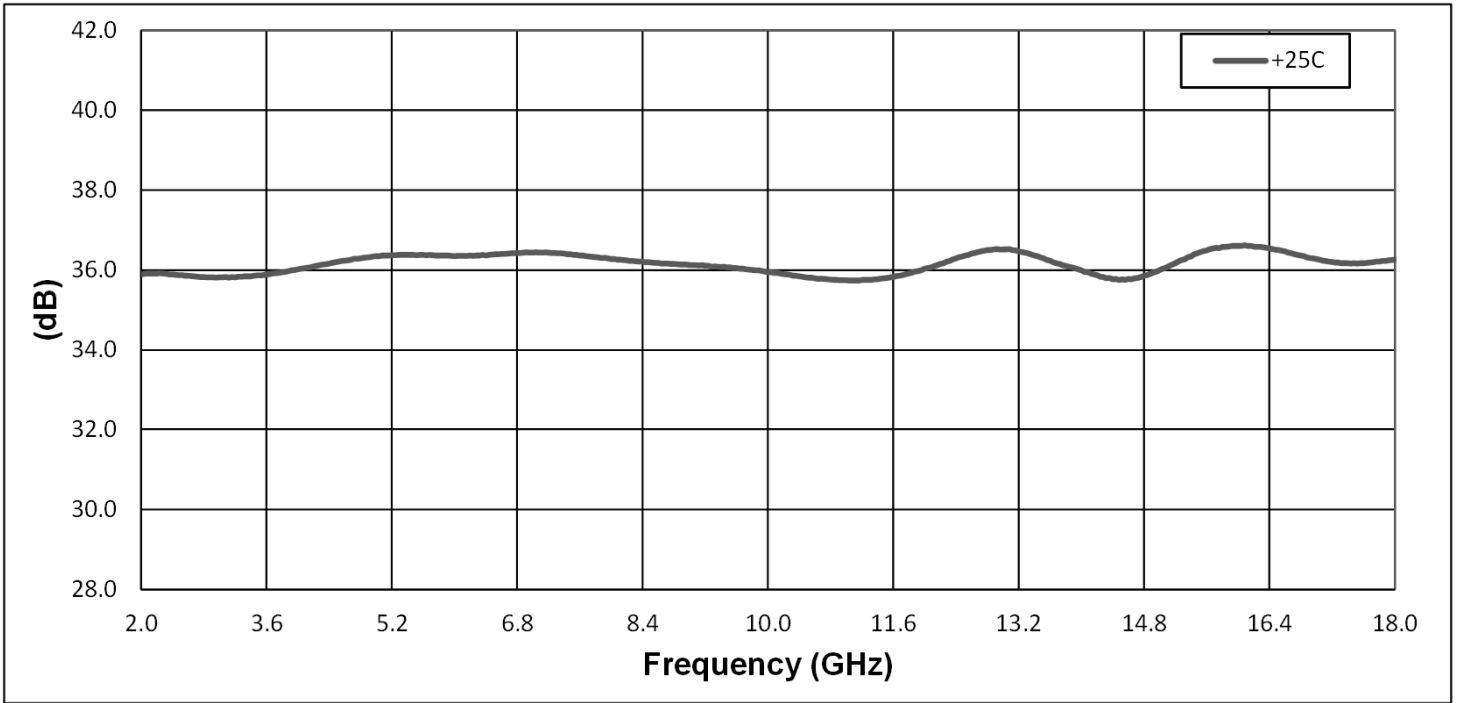
Broadband Frequency Operation

DATA PLOTS

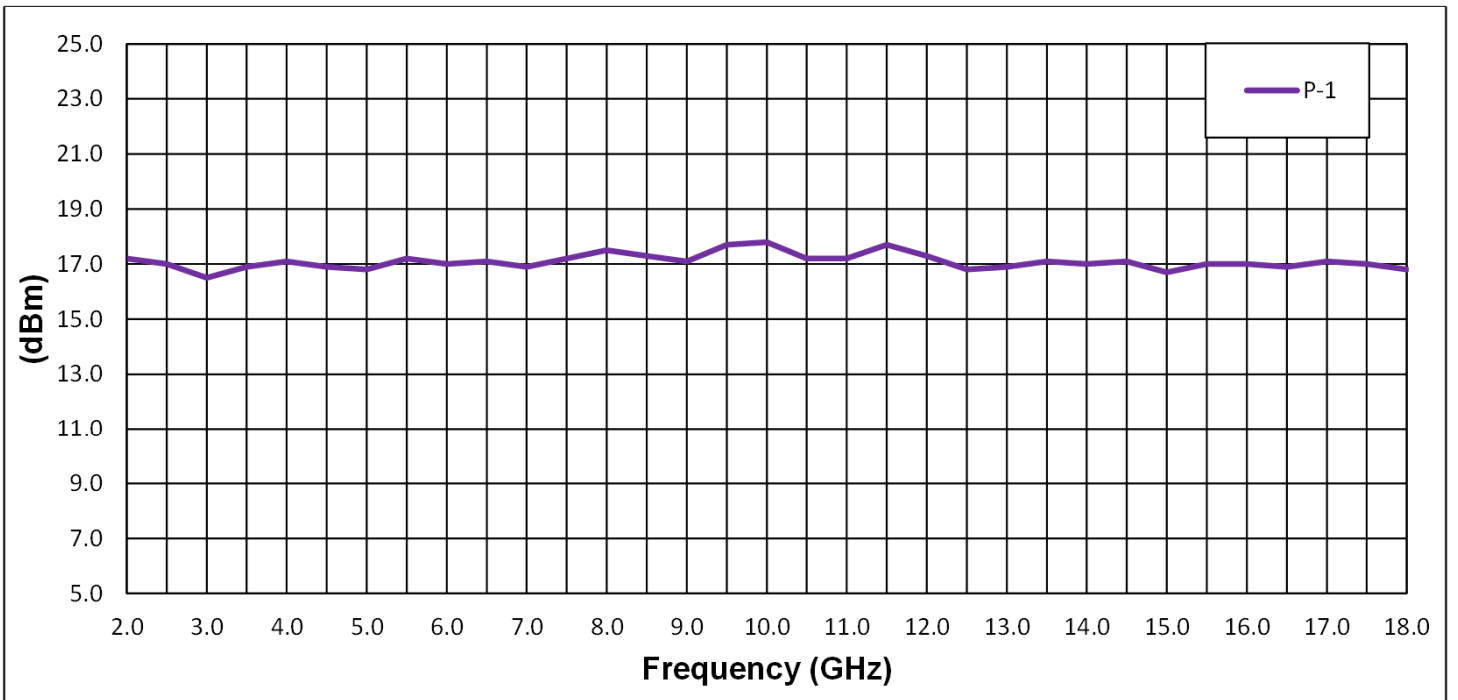
RoHS COMPLIANT

ASL18-B3015
0012

Gain



Power dBm





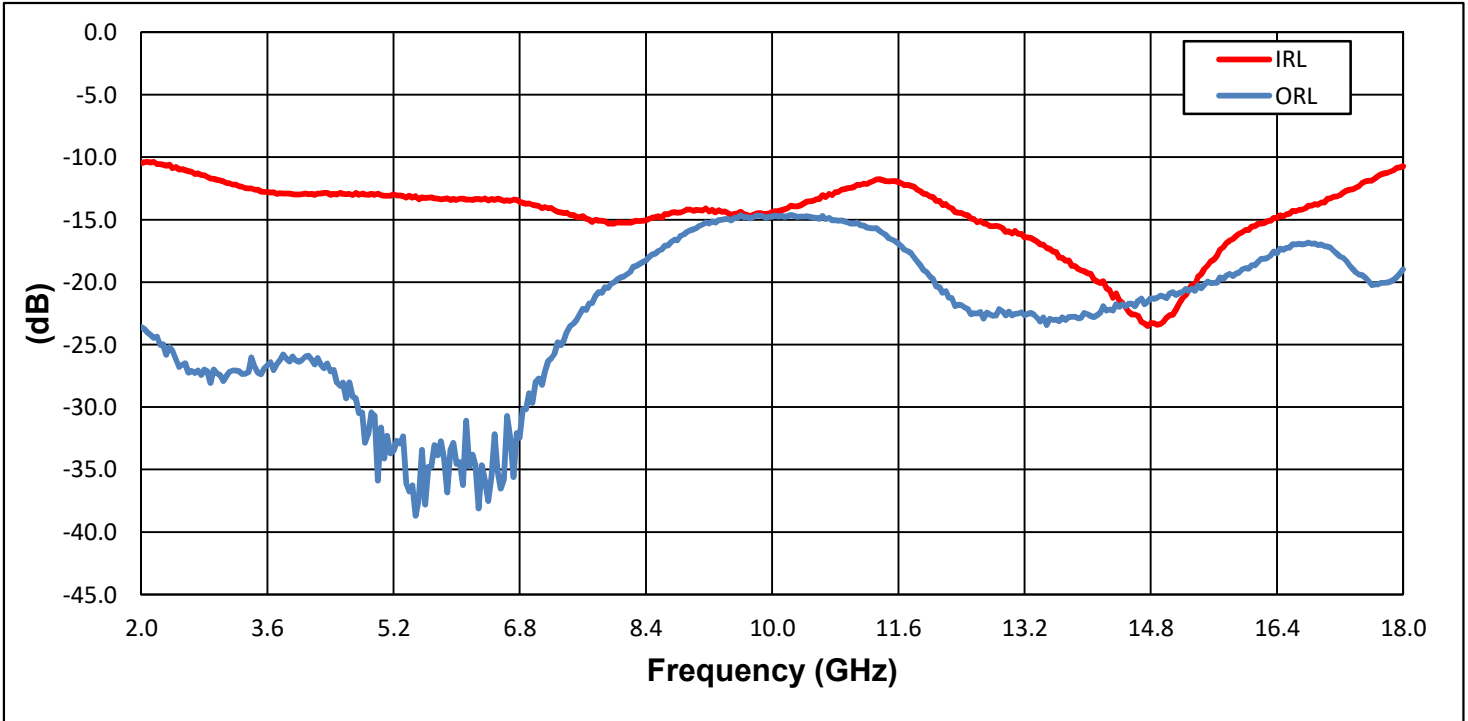
Wright Technologies Inc.

Broadband Frequency Operation

DATA PLOTS

RoHS COMPLIANT
Return Loss

ASL18-B3015
0012



Noise (2.0 -18.0 GHz)

